



Highlights

- Field proven technology
- Reduced TCO and fast ROI
- Integrated silicon solution
- High performance
 - ✓ High throughput, low latency
 - ✓ Fiber-like functionality
- High spectrum efficiency
 - ✓ Uncongested E-band spectrum
 - ✓ Hitless adaptive bandwidth coding and modulation for high availability
- Advanced layer-2 features:
 - ✓ MEF-compliant QoS
 - ✓ VLAN, Provider Bridge
 - ✓ SLA assurance
- All-outdoor small footprint
 - ✓ Small and light
 - ✓ Quick and easy to install
- AES encryption
- Network synchronization
- Zero touch installation

Typical Applications

- Mobile Backhaul
- Fiber Extension
- Business Services Connectivity
- LAN to LAN Connectivity

Mobile Backhaul & LTE-Ready E-band Radio




The **EtherHaul-1200F** operates at 71-76GHz and 81-86GHz FDD, providing wireless point-to-point Gigabit Ethernet connectivity. Designed to meet the growing need of service providers for high-capacity, carrier-grade, secure and future-proof mobile backhaul, these radios provide Gigabit throughput, MEF-compliant networking and QoS. Enhanced Hitless Adaptive Bandwidth, Coding & Modulation maximizes spectral efficiency and improves link availability.

The **EH-1200F** radio is based on Siklu's revolutionary integrated-silicon technology, which results in an all outdoor, highly reliable, small, light-weight, cost-effective radio that is field-proven in thousands of installations. They support network synchronization, ring protection, and feature multiple GbE interfaces enabling complex network topologies, such as daisy chain, ring and mesh.

Operating in the uncongested and inexpensively licensed E-band spectrum, the EtherHaul-1200F is part of Siklu's full lineup of FDD & TDD E-band & V-band radios.

EtherHaul™-1200F Specifications

| | |
|-------------------------------------|--|
| Frequency, duplexing scheme | 71-76/81-86GHz, FDD |
| Modulation | QPSK/QAM16/QAM64 |
| Adaptive rate | Hitless adaptive bandwidth, coding and modulation, boosting system gain by 25dB |
| Throughput | Up to 1000Mbps (FD) |
| Link Budget (BER=10 ⁻⁶) | 182dB (including 1ft antennas gain) ; 196dB (including 2ft antennas gain) |
| Interfaces | 4xGbE ports: a combination of 1000BaseT and SFP slots |
| Antenna | Integrated 1ft (31cm), 43dBi ; External 2ft (65cm), 50dBi |
| Power | PoE+ (IEEE 802.3at with power boost) Wide-voltage input: ±36-57VDC Power supply input redundancy |
| Ethernet features | VLAN (IEEE 802.1q) and VLAN stacking (Q-in-Q, IEEE 802.1ad Provider Bridge) IEEE 802.1d Transparent Bridging QoS, traffic shaping, and policing MEF 9,14 and 21 compliant Ethernet OAM and CFM (IEEE 802.1ag / ITU-T Y.1731 / IEEE 802.3ah) Ethernet Ring Protection (ITU-T G.8032) Jumbo frames up to 16k |
| Synchronization | IEEE 1588v2 TC Synchronous Ethernet ITU-T G.8261/8262/8264 |
| Network topologies | Ring, daisy chain, mesh and hot standby |
| Encryption | AES 128-bit and 256-bit |
| Management | In-band, out-of-band, embedded CLI, web GUI, SNMPv2/3 |
| Environmental | Operating temperature: -45° ÷ +55°C |
| Ingress protection rating: | IP67 |
| Regulatory | ETSI EN 302 217-3, FCC 47 CFR part 101:2009, CE marked, EMC, safety UL60750 |
| Dimensions | ODU (H x W x D) - 24.5 cm x 22.5 cm x 7 cm (9.7" x 8.9" x 2.75") ODU + 1ft Antenna (Dia. x Depth) - 31 cm x 13 cm (12.2" x 4.3") ODU + 2ft Antenna (Dia. x Depth) - 65 cm x 37 cm (25.6" x 15.35") |
| Weight | ODU + 1ft Antenna: 4 kg (8.8 lbs) ODU + 2ft Antenna: 10Kg (23 lbs) |

-  EH-1200 Aggregation
-  EH-600 Street Level
-  Access Point

